

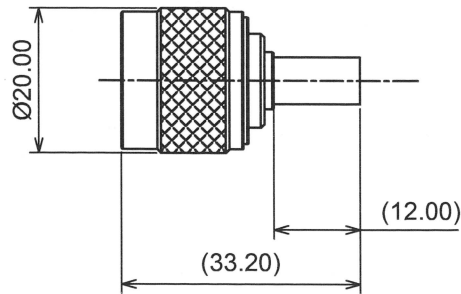
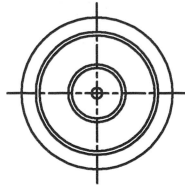
RoHS10 Support

REACH Support

CFSI Support

IP66 Waterproof after mating (Requires waterproof tube)

○形状 (SHAPE)



○規格 (Standard)

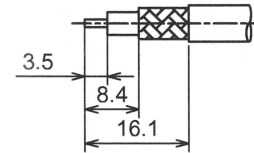
JIS-C-5411
MIL-C-39012

○仕様 (Specification)

- 特性インピーダンス (Impedance) : 50Ω
- 定格周波数 (Working Frequency Range) : DC~11GHz
- 電圧定在波比 (VSWR) : ≤1.30 at 6GHz
- 挿入損失 (Insertion Loss) : 0.05dB max × √f GHz (f:Frequency)
- 定格電圧 (Voltage Rating) : 500V rms
- 耐電圧 (Proof Voltage) : 1000V rms
- 接触抵抗 (Contact Resistance) : 1mΩ max
- 絶縁抵抗 (Insulation Resistance) : ≥5000MΩ
- 勘合保証回数 (Connector Life) : 500 times min
- 使用温度範囲 (Temperature range) : -40°C~150°C
- 推奨締め付けトルク (Recommended Torque) : 0.7~1.1Nm

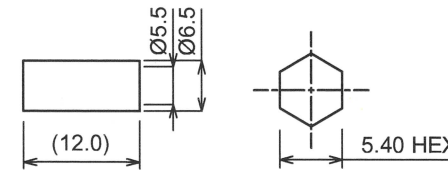
○加工寸法 (ASSEMBLY)

RECOMMENDED CABLE STRIPPING DIMS



SOLDER CONTACT TO CABLE CENTER CONDUCTOR

RECOMMENDED CLIPPING TOOL SIZE



RECOMMENDED CRIMP HEIGHT 5.6±0.20

The tolerance in this area is ±0.10



7	Ferrule	BRASS	NICKEL
6	GASKET	S . I . R	RED
5	S-ring	Stainless	NONE
4	Shell	BRASS	NICKEL
3	Contact	BRASS	GOLD
2	Dielectric	PTFE	NONE
1	Body	BRASS	NICKEL
No	DESCRIPTION	MATERIAL	FINISH

TOLERANCE DECIMALS .XX ±0.10 .X ±0.15 DIAMETER .X ±0.10				日本エレパーツ株式会社 NIHON ELEPARTS Co.,LTD	
Approved	Checked	Drawn			
 '23.04.20 池尾	 '23.04.20 山崎	 '23.04.20 大江	A4	N A M E	N-PS-RG303U-CR